

# MEET BRIAN HARTE

Brian creates art that tells **stories** with bright colours.  
His artwork can make you feel like you've walked into the middle of something happening.



## LOOK!

☐ Find Brian's artwork in the exhibition.

☐ Look at the clues in the artwork. What do you think happened before?

---

---

☐ What might happen next?

---

---

## DRAW YOUR NATURE STORY

1. Think of an animal (fox, hare, bird, fish).
2. Draw a scene from its day using bright colours.
3. Add clues about what happened before or what happens next.



**DID YOU KNOW?** Mayo has many animal stories! Foxes, badgers, and otters all leave clues about their adventures. Mayo's beaches tell stories through footprints, shells, and changing tides.


*Try at home: Look for animal tracks next time you're outside!*

# MEET CHARLES TYRRELL

Charles makes art with **grids and lines**.  
His artwork can make you feel like you're looking at nature from far away.

## LOOK!


- ☐ Find Charles' artwork in the exhibition.
- ☐ How many shapes can you see?  
\_\_\_\_\_
- ☐ Does it remind you of anything in nature?  
\_\_\_\_\_



## CREATE YOUR OWN NATURE GRID

1. Go upstairs and look out a window. Can you find and draw some patterns?

Bog textures • Spider webs • Tree bark • Rocks • Lines in the sky • Criss-cross shapes



## DID YOU KNOW?

Mayo's blanket bogs  
have amazing grid patterns  
when seen from above!

*Try at home: Look for grids in nature next time you're outside!*

# MEET DIANA COPPERWHITE

Diana makes art with **bright colours that blend together**. Her paintings show dreamlike images that make you feel emotions.



## LOOK!

- ☐ Find Diana's "Quiet Girl" in the exhibition.
- ☐ Which colours catch your eye?  
\_\_\_\_\_
- ☐ How do the colours mix together?  
\_\_\_\_\_
- ☐ How does the art make you feel?  
\_\_\_\_\_

## CREATE YOUR DREAMY MAYO LANDSCAPE

1. Think of your favorite place in Mayo - a beach, forest, field of flowers, window view...
2. Draw it using layers of colours that blend together.




**DID YOU KNOW?** The bogs of Mayo have many layers built up over thousands of years.

Each layer contains plants, pollen, and even ancient insects preserved in time!

*Try at home: Mix watercolours while they're still wet to create blending effects.*

# MEET MARK JOYCE

Mark makes art about **light and colour**. His colours seem to **glow**!  
He uses traditional pigments and gesso (a special white paint).



## LOOK!

☐ Find Mark's "Chroma Chords" in the exhibition.

☐ How many colours do you see?

\_\_\_\_\_

☐ Which colour is your favourite?

\_\_\_\_\_

☐ Do any colours seem to shine?

\_\_\_\_\_

## CREATE YOUR OWN CHROMA SYMPHONY

1. Choose your favourite colours in Mark's art.
2. Now think about sounds in nature - like bird songs, ocean waves, or rustling leaves.
3. Draw lines and shapes in the boxes below. Use colours that match the sounds you imagine from nature!

## DID YOU KNOW?

Colours are really light!  
Just like a rainbow.

Bees can see colours we can't see!

*Try at home: Shine a flashlight through coloured paper. What happens?*



# MEET BLAISE DRUMMOND

Blaise Drummond creates art that shows how human-made structures and nature exist together.

## LOOK!

☐ Find Blaise's artwork in the exhibition.

☐ Can you find both nature and buildings?

☐ Are there clean lines or wild shapes?

☐ Which part catches your eye first?



## CREATE YOUR WILD BUILDING

**Building Now:** Draw a building below (like a castle, school, or the museum).

**Building + Nature:** Draw the same building but show how nature might reclaim it over time – add plants growing on it, animals making homes, and changes from weather.

## DID YOU KNOW?

Many animals adapt to live alongside humans! Swallows build nests on buildings, foxes live in cities, and plants grow in the smallest cracks in pavements. **Try at home:** Draw your home with plants growing all over it, like a building turning into a garden!

## EXHIBITION EXPLORERS: MEET **STONEY ROAD PRESS**

Stoney Road Press is a special **print studio** in **Dublin** where artists work together with master printmakers to create beautiful limited-edition artworks.

### WHAT IS A PRINT?

A print is made when an artist creates a design on one surface (like metal, wood, or stone), covers it with ink, and then presses it onto paper. This way, they can make several copies of the same artwork!

### LOOK OUT FOR:

- Numbers like 3/25 in the corner of prints - this means it's print number 3 out of 25 made
- The artist's signature
- Different textures and layers created by the printing process

**ABOUT THE EXHIBITION:** On Paper with Stoney Road Press features works by Diana Copperwhite, Blaise Drummond, Brian Harte, Mark Joyce, and Charles Tyrrell. Originally curated for the Amsterdam Art on Paper Fair 2024, the exhibition celebrates the artistic process of collaboration through print.

Answer these questions **AFTER** you've explored the **Ballinglen Museum of Art**:

My favorite artwork was by:

---

I liked it because:

---

It reminded me of:

---

A pattern I discovered in nature:

---



**Thanks for Exploring with Us!**

This art activity book was designed by **CELINA BUCKLEY**, using beautiful artwork from the *On Paper* with **Stoney Road Press** Exhibition, for **The Ballinglen Arts Foundation**. We made it with support from **The Heritage Council**, to help you discover and enjoy the amazing nature and art of County Mayo!

All images © Ballinglen Arts Foundation and Stoney Road Press, 2025. Design & layout © Celina Buckley, 2025.  
[www.celinabuckley.com](http://www.celinabuckley.com) | [www.stoneyroadpress.com](http://www.stoneyroadpress.com) | [www.ballinglenartsfoundation.org](http://www.ballinglenartsfoundation.org)