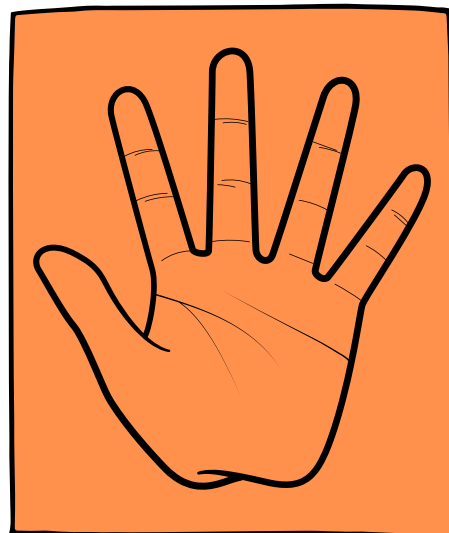





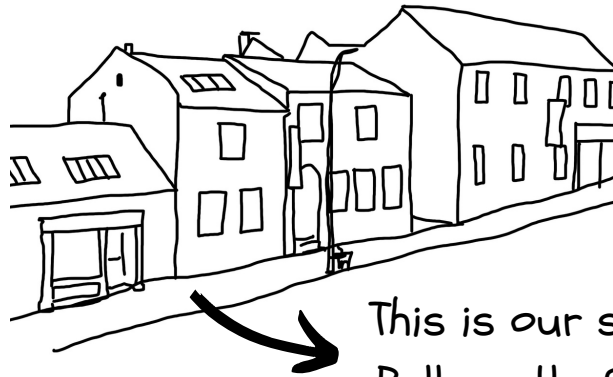
# ***OUR SENSATIONAL SENSES***



**'Our Sensational Senses'** is a sensory scavenger hunt and an opportunity for children anywhere to explore and learn about their senses.

# MY TOWN

The place where  
you live!



This is our street in  
Ballycastle, Co. Mayo

1

Draw your town.  
What does it look  
like?

A large empty rectangular box for drawing the town.

2

Draw your town  
again but this time  
think about all your  
senses. What does  
your town smell,  
sound, feel and  
even taste like?

A large empty rectangular box for drawing the town.



# WHAT DO YOU HEAR?



What sounds are around you?

Can you describe them?




Did you know?

Crickets hear using  
organs called  
tympanum on their  
front legs!

# Activity: SOUND WALK


## INSTRUCTIONS

Sound walks can be done anywhere and at anytime: inside or outside and in the morning, the afternoon, or the evening. They can be done individually, with a few people, or with a group.

- 1) Begin your soundwalk.
- 2) Listen.
- 3) As you walk, and listen, follow the most beautiful sounds you can find.
- 4) When you are ready to stop, listen again.
- 5) Listen. (Write the sounds you find here if you like)



# WHAT DO YOU SMELL?



What smells are around you?

Draw or write in the box




Did you know?

Your sense of smell  
improves when  
you are hungry!



# Activity:

## FLOWER PRESSING



### INSTRUCTIONS

As you explore today, collect some flowers and leaves. When you get home, flower pressing is a way to keep the plants you collect for a long time while making some beautiful art!

You will need:

- a book,
- something heavy (to place on top),
- paper (tissue paper ideal, but not necessary),
- flowers, petals or leaves
- pva glue




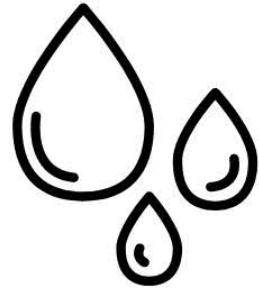

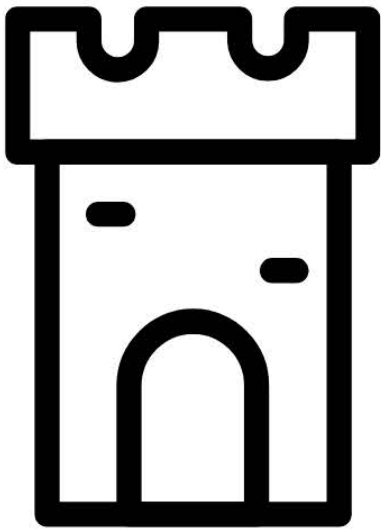



1) Place the flower of your choice between two sheets of paper — make sure it covers the whole flower — and place inside the pages of a heavy book.

2) Leave overnight.

3) Gently remove the paper-thin flowers and arrange the pressed flowers into a design you like and glue it on the sheet of paper.


# WHAT DO YOU SEE?

Circle each item as you find it!



# WHAT CAN YOU FIND?

Instructions: Find something around you that matches the word.



Find something **ALIVE** \_\_\_\_\_

Find something **BUMPY** \_\_\_\_\_

Find something **COLD** \_\_\_\_\_

Find something **GREEN** \_\_\_\_\_

Find something **SMALL** \_\_\_\_\_

Find something **FURRY** \_\_\_\_\_

Find something **GRITTY** \_\_\_\_\_

Find something **JUICY** \_\_\_\_\_

Find something **HARD** \_\_\_\_\_

Find something **PINK** \_\_\_\_\_



Find something **KIND** \_\_\_\_\_

Find something **SAD** \_\_\_\_\_

Find something **COOL** \_\_\_\_\_

Find something **HAPPY** \_\_\_\_\_

Find something **GREEN** \_\_\_\_\_



# WHAT DOES IT FEEL LIKE?

Look for things that feel:

**SCRATCY**

**SOFT**



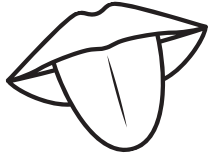
**SMOOTH**

**SPIKEY**

Did you know?



The sense of touch is the first sense to develop in humans!




# HOW DOES IT TASTE?

**Instructions:** Find the underlined words in the wordsearch.

SOUR, SWEET, SALTY, TANGY, BITTER, SMOKEY,

H	E	T	R	I	N	G	S	S	S	S
L	A	A	L	I	N	G	M	N	I	D
L	R	N	N	G	M	S	O	U	R	R
E	S	G	A	T	O	E	L	S	H	O
M	K	Y	T	S	T	U	L	N	T	T
S	S	E	A	S	T	G	T	E	S	P
A	E	W	F	Q	E	N	E	Y	L	E
L	R	A	E	N	R	O	U	E	L	C
T	N	O	S	E	B	I	T	T	E	R
Y	O	S	E	N	T	E	S	A	C	R
T	O	U	C	S	M	O	K	E	Y	W





*Did you know?  
Children often have  
a better sense of  
taste than adults do!*

Thank you for  
coming on a  
sensory  
journey  
with us!



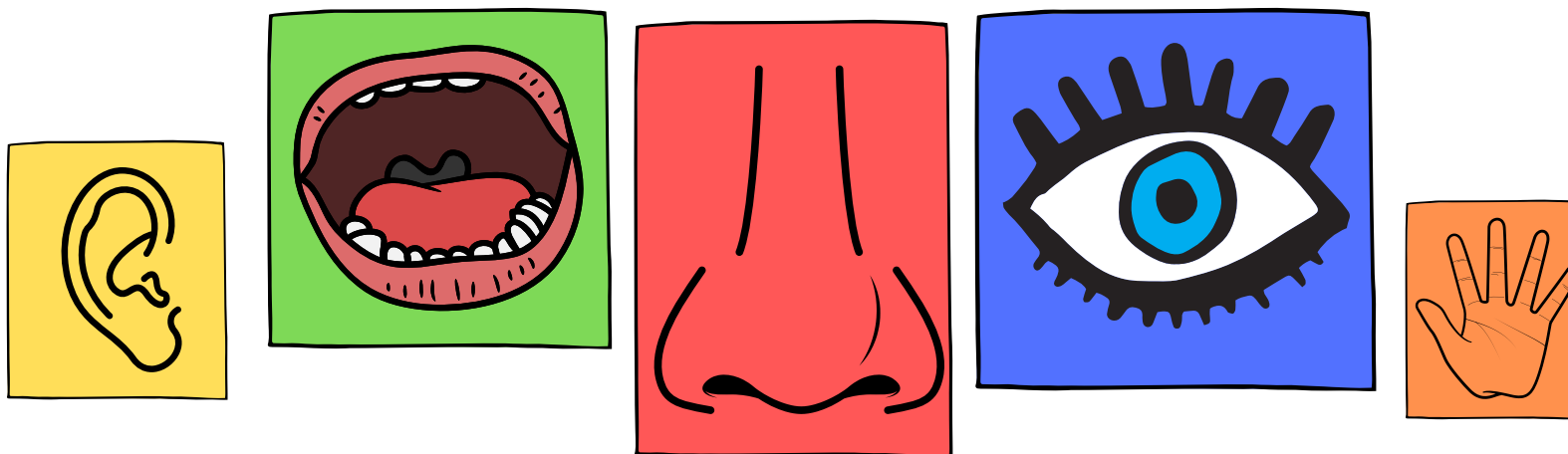
We hope to  
see you at  
Ballingleen  
soon!



# OUR SENSATIONAL SENSES

This work is a collaboration between artist Áine O'Hara and Ballinglen Arts Foundation. Áine worked with local children online over zoom to consult before the design process. Sensory play and activities, along with being entertaining and interesting for children and young people, encourage exploration and investigation. These activities support children to use the 'scientific method' of observing, forming a hypothesis, experimenting and making conclusions. The use of sensory play and instruction creates hands-on, self-directed, and self-centred play as well as encouraging discovery and development. This approach appeals to children who have different learning and thinking styles and is inclusive of many different skill sets. This work is interdisciplinary and walks the line between science and art

Share your findings with us online with the hashtag #OurSensationalSenses which we will share on [www.facebook.com/BallinglenArtsFoundation](https://www.facebook.com/BallinglenArtsFoundation). And [www.instagram.com/ballinglen\\_arts\\_foundation/](https://www.instagram.com/ballinglen_arts_foundation/)



Ballinglen

**FAMILY EVENT:**

June 12th, 2-4pm & online anytime  
The Ballinglen Museum of Art, Main  
Street Ballycastle,  
Co. Mayo.

*Funding from Creative Ireland Mayo  
is gratefully acknowledged*

Clár Éire Ildánach  
Creative Ireland  
Programme  
2017-2022



MAYO.IE